




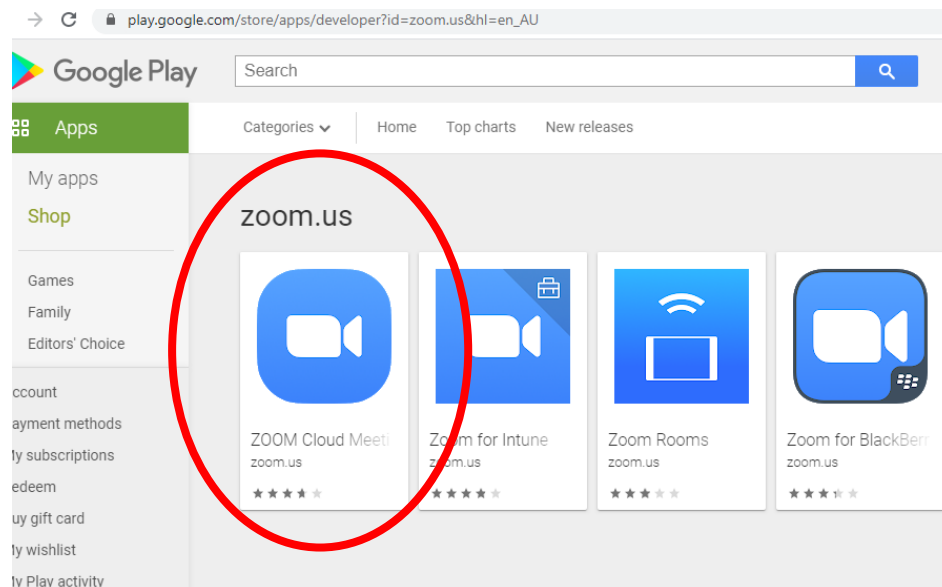
Zoom meetings on a smart phone or iPad.

1. Download the Zoom App.

For an iPhone or iPad, go to the Apple App Store and download the free App.



For an android phone, go to the Google Play Store and download the free App.



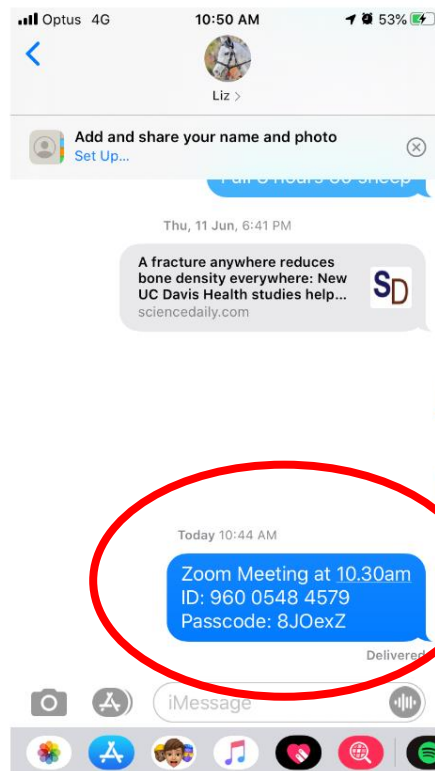


Zoom meetings on a smart phone or iPad.

2. You will need the meeting ID and the password.

The **meeting host** will send this to you by email or SMS.

The screenshot shows a Zoom meeting invitation email template within a Microsoft Word document. The email is titled "Liz McCourt's Zoom Meeting - Meeting". The "To:" field is "Liz McCourt". The "Subject" is "Liz McCourt's Zoom Meeting". The "Location" is a Zoom URL: <https://zoom.us/j/96005484579?pwd=T0hwZ0l5aGFRMDZ1bGtpUGZGdkJ1dz09>. The "Start time" is "Thu 30/07/2020" at "10:30 AM". The "End time" is "Thu 30/07/2020" at "11:00 AM". Below the email details, it says "Liz McCourt is inviting you to a scheduled Zoom meeting." and "Join Zoom Meeting: <https://zoom.us/j/96005484579?pwd=T0hwZ0l5aGFRMDZ1bGtpUGZGdkJ1dz09>". The "Meeting ID: 960 0548 4579" and "Passcode: 8JOexZ" are circled in red.







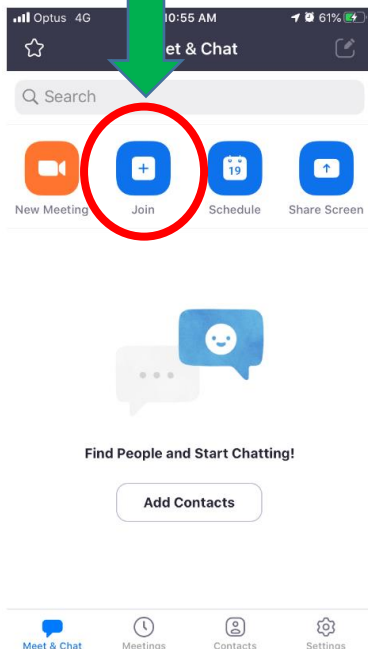
Zoom meetings on a smart phone or iPad.

To attend the meeting on your phone or iPad, click on the App.

1. Click on the App.

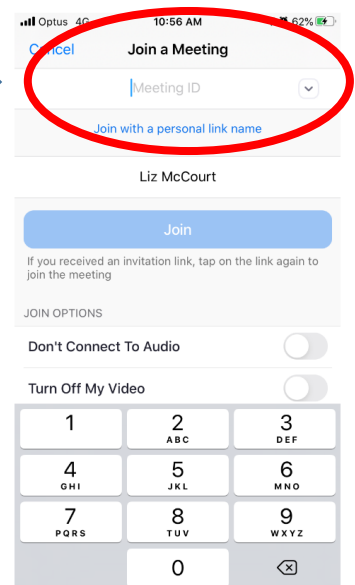


2. Select **Join**.



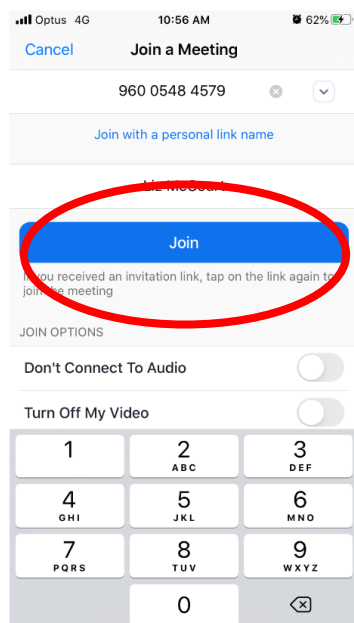
3. Enter your **meeting ID** from your email or text.

Tip: usually 11 numbers.





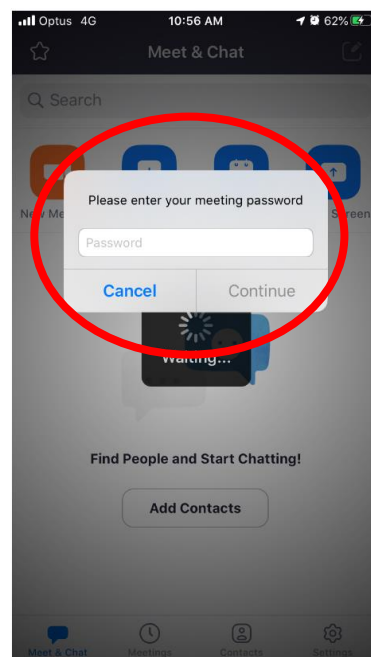
Zoom meetings on a smart phone or iPad.



4. Click on **Join**

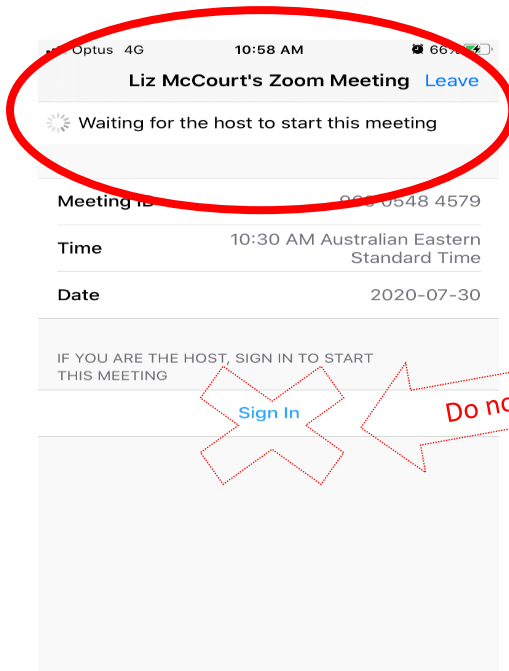
5. Add your six (6) character password from your email or text. It is a mixture of letters and numbers.

Tip: Sometimes the letter “O” can look like the number “0”. If the password doesn’t work, try the other one.





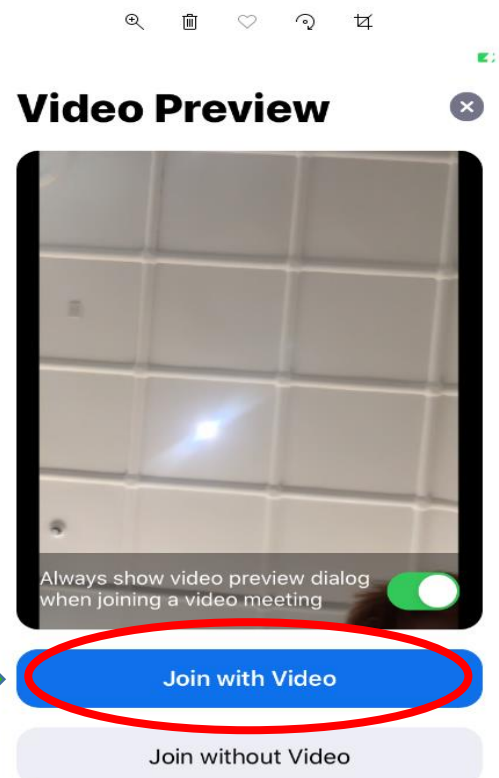
Zoom meetings on a smart phone or iPad.



6. Sometimes you might join the meeting before the host.

You don't have to do anything - just wait for them to start the meeting.

Tip: If you are **not** hosting the meeting, **DO NOT** click on "sign in".



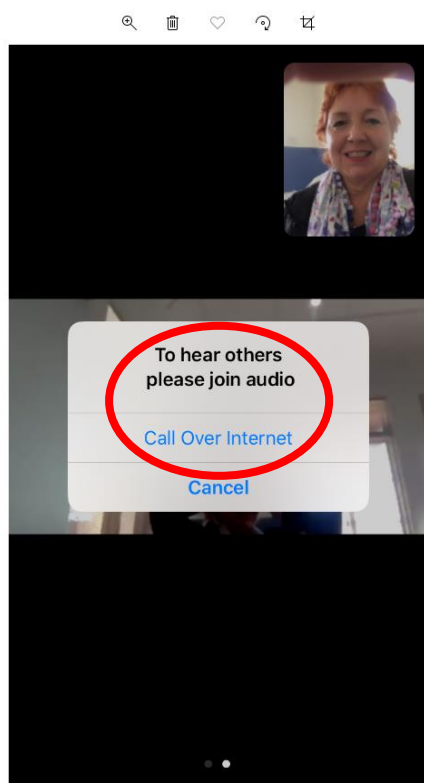
7. When the meeting starts, you will see this screen.

Click on **Join with Video**.

Tip: If you do not want to be seen by other people, click on "**Join without Video**."



Zoom meetings on a smart phone or iPad.



8. When you join with video, you will see this screen.

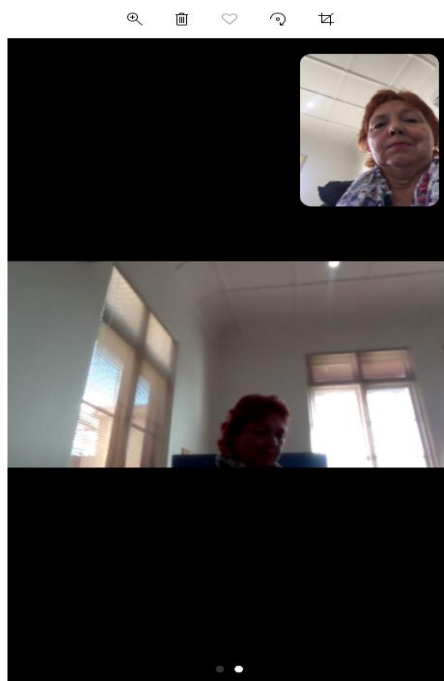
Click on **Call Over Internet** for sound so you can hear and talk to others in the meeting.

***Tip:** If you clicked on “Join without Video,” you will look like this:*



9. When you join with video, you will see this screen.

The host will be on the larger screen, and you will be able to see other people in the meeting.



You and other people in the meeting.

The meeting host.