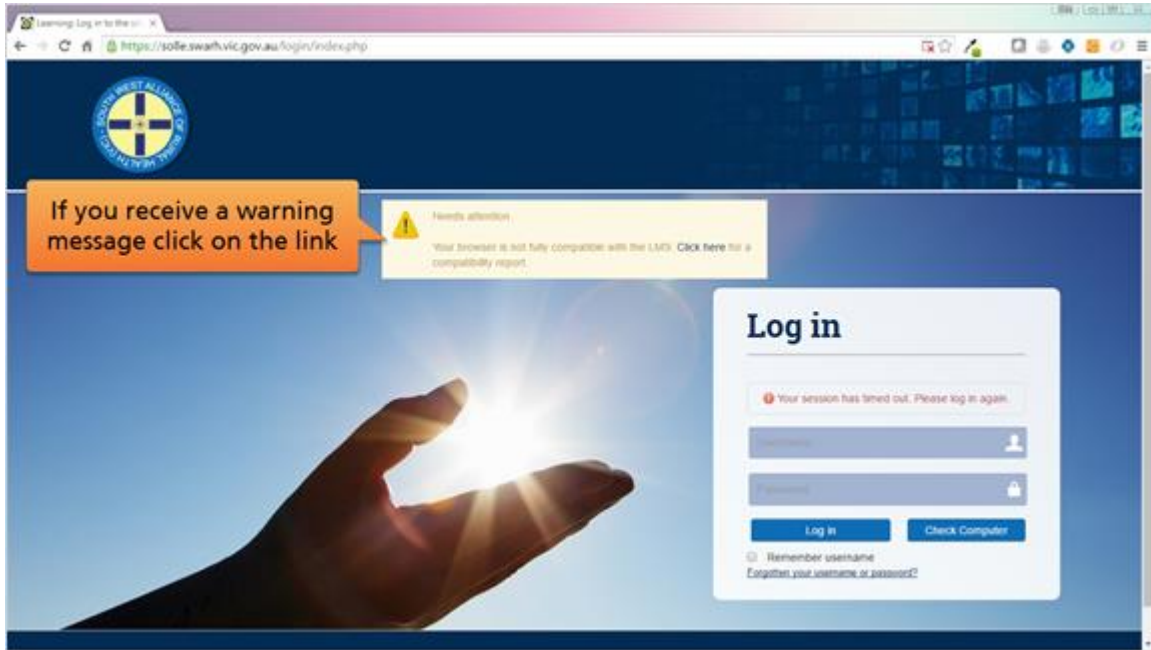


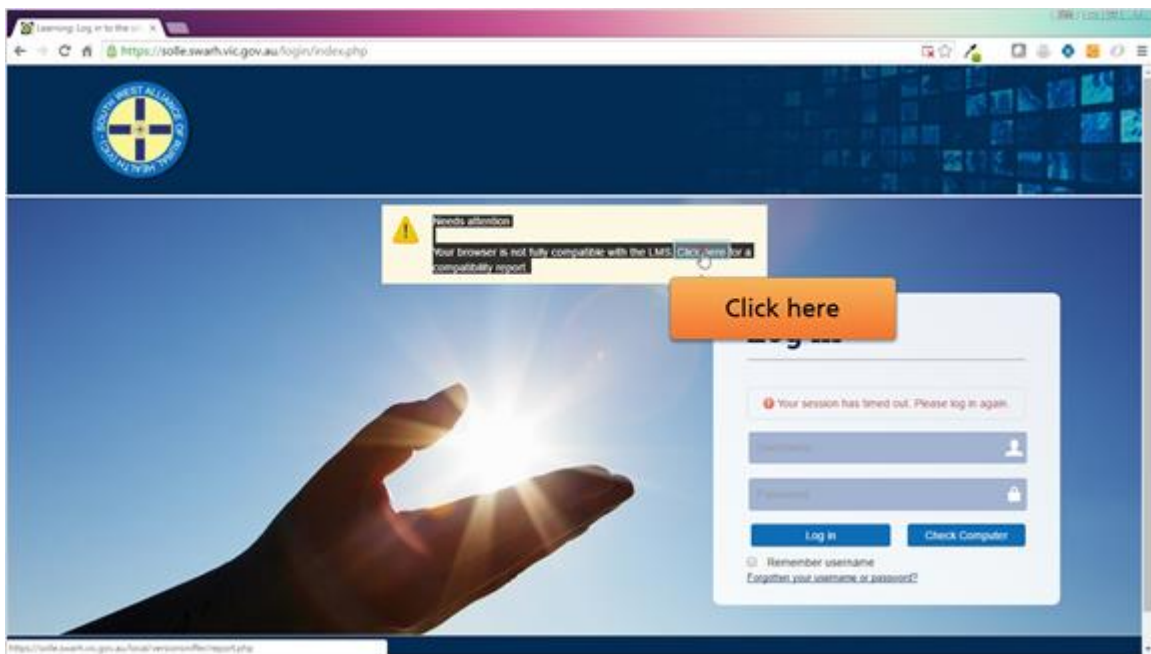
Chrome - remove pop-ups for SOLLE16

1 *If you receive a message*

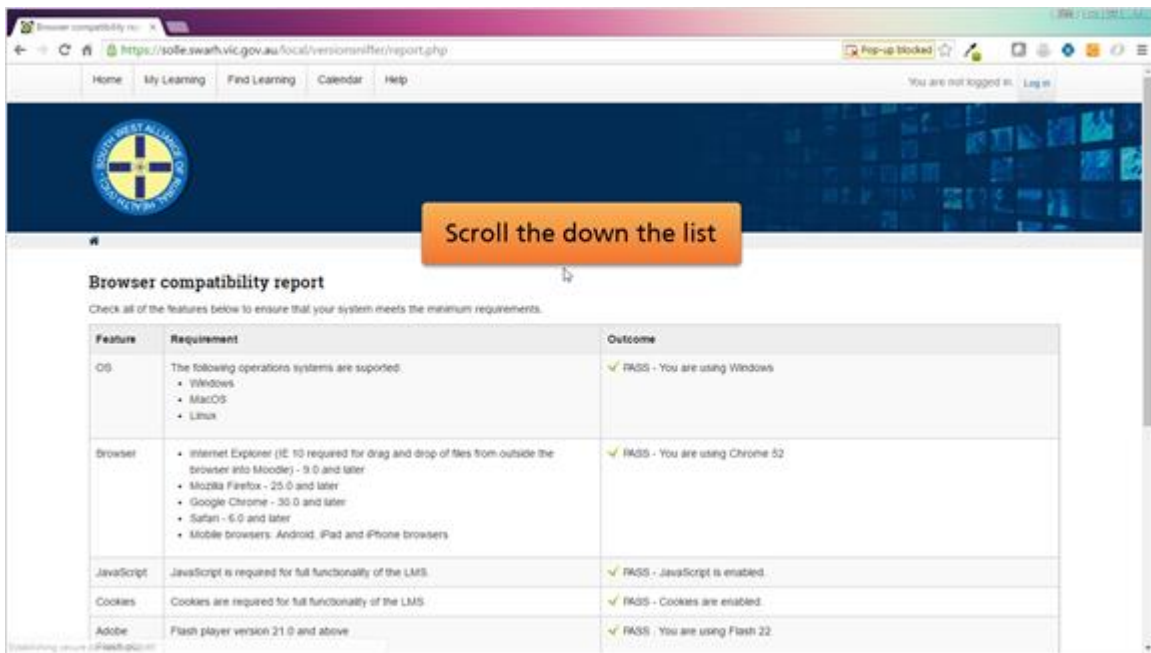
[VIEW STEP-BY-STEP VIDEO](#)



2 *Click to see the compatibility report*



3 Scroll down the list



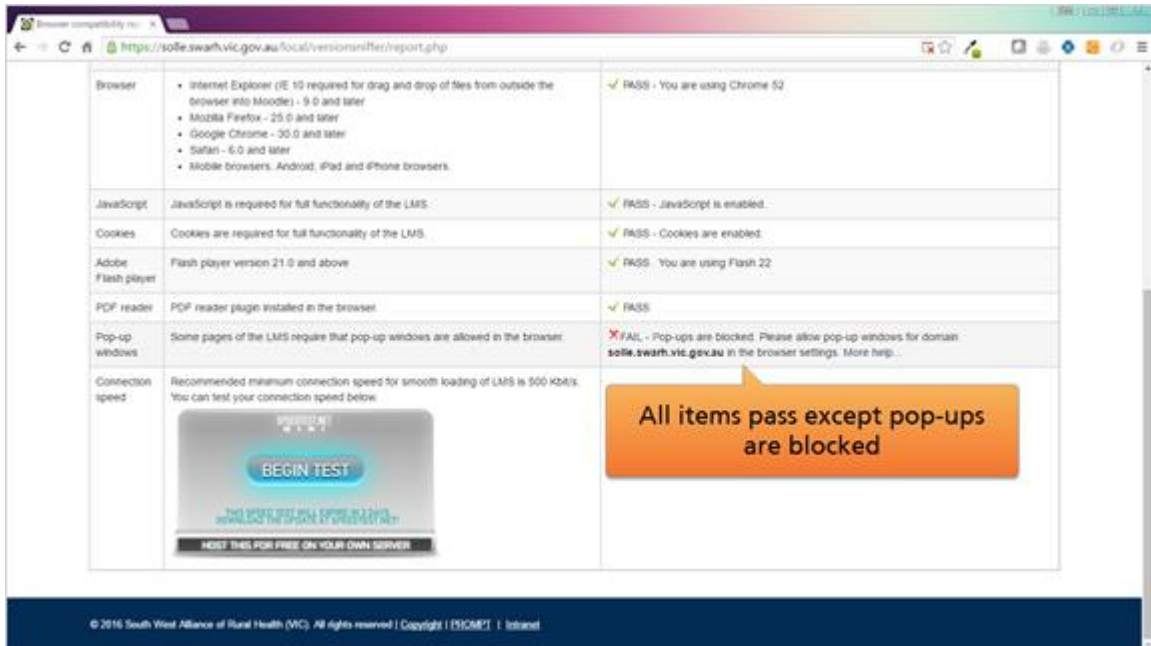
Browser compatibility report


Check all of the features below to ensure that your system meets the minimum requirements.

Feature	Requirement	Outcome
OS	The following operations systems are supported: <ul style="list-style-type: none"> Windows MacOS Linux 	✓ PASS - You are using Windows
Browser	<ul style="list-style-type: none"> Internet Explorer (IE 10 required for drag and drop of files from outside the browser into Moodle) - 9.0 and later Mozilla Firefox - 25.0 and later Google Chrome - 35.0 and later Safari - 6.0 and later Mobile browsers: Android, iPad and iPhone browsers 	✓ PASS - You are using Chrome 52
JavaScript	JavaScript is required for full functionality of the LMS.	✓ PASS - JavaScript is enabled.
Cookies	Cookies are required for full functionality of the LMS.	✓ PASS - Cookies are enabled.
Adobe Flash player	Flash player version 21.0 and above	✓ PASS - You are using Flash 22

Scroll the down the list

4 Pop-ups are blocked



Browser	<ul style="list-style-type: none"> Internet Explorer (IE 10 required for drag and drop of files from outside the browser into Moodle) - 9.0 and later Mozilla Firefox - 25.0 and later Google Chrome - 35.0 and later Safari - 6.0 and later Mobile browsers: Android, iPad and iPhone browsers 	✓ PASS - You are using Chrome 52
JavaScript	JavaScript is required for full functionality of the LMS.	✓ PASS - JavaScript is enabled.
Cookies	Cookies are required for full functionality of the LMS.	✓ PASS - Cookies are enabled.
Adobe Flash player	Flash player version 21.0 and above	✓ PASS - You are using Flash 22
PDF reader	PDF reader plugin installed in the browser	✓ PASS
Pop-up windows	Some pages of the LMS require that pop-up windows are allowed in the browser.	✗ FAIL - Pop-ups are blocked. Please allow pop-up windows for domain solfe.swarth.vic.gov.au in the browser settings. More help...
Connection speed	Recommended minimum connection speed for smooth loading of LMS is 500 Kbits. You can test your connection speed below.	 <p>NEED THIS FOR FREE. ON YOUR OWN SERVER.</p>

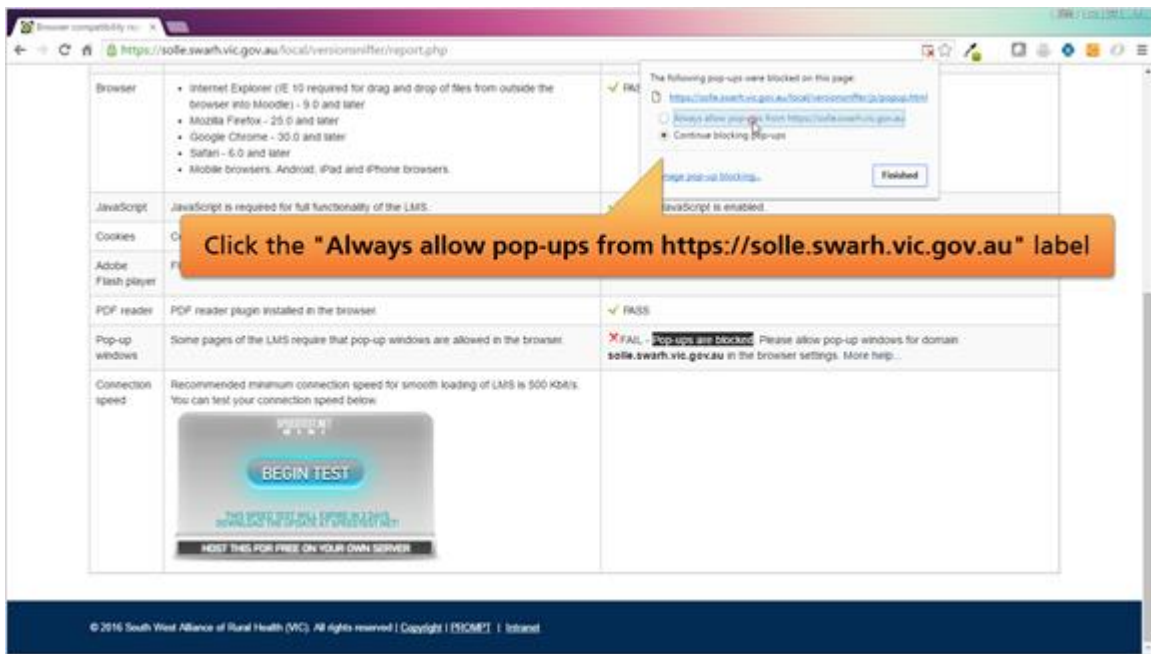
All items pass except pop-ups are blocked

© 2016 South West Alliance of Rural Health (VIC). All rights reserved | Copyright | ESCM2 | 1 | Inland

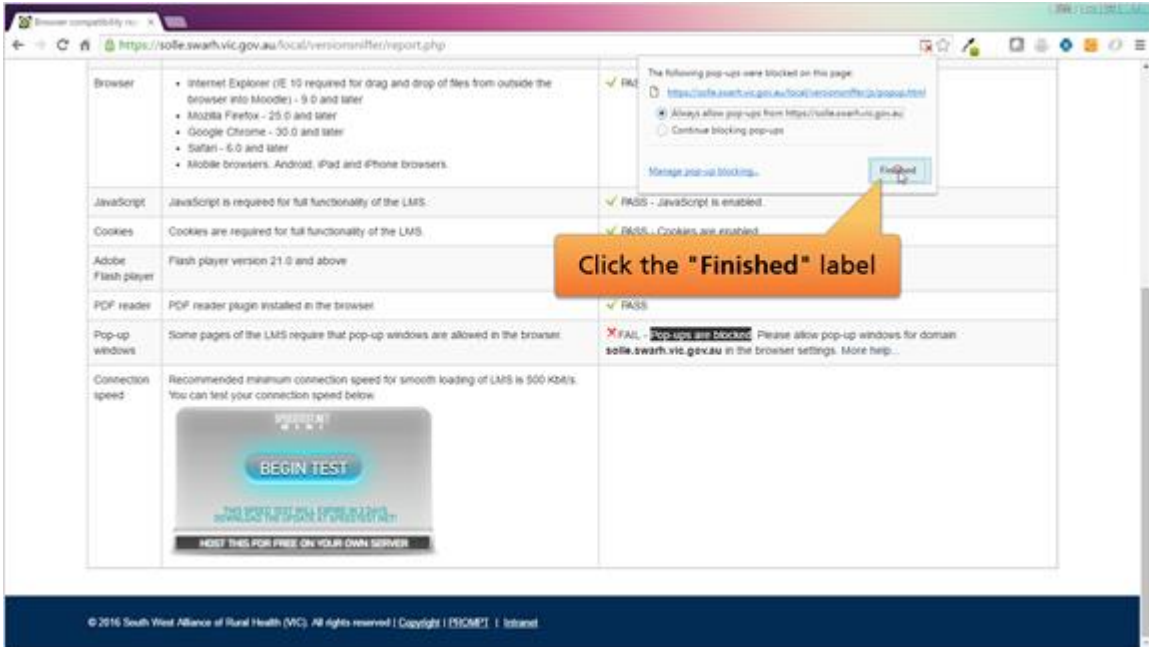
5 Click the Pop-ups were blocked on this page. image



6 Click the Always allow pop-ups from https://solle.swarh.vic.gov.au label



7 Click the Finished label

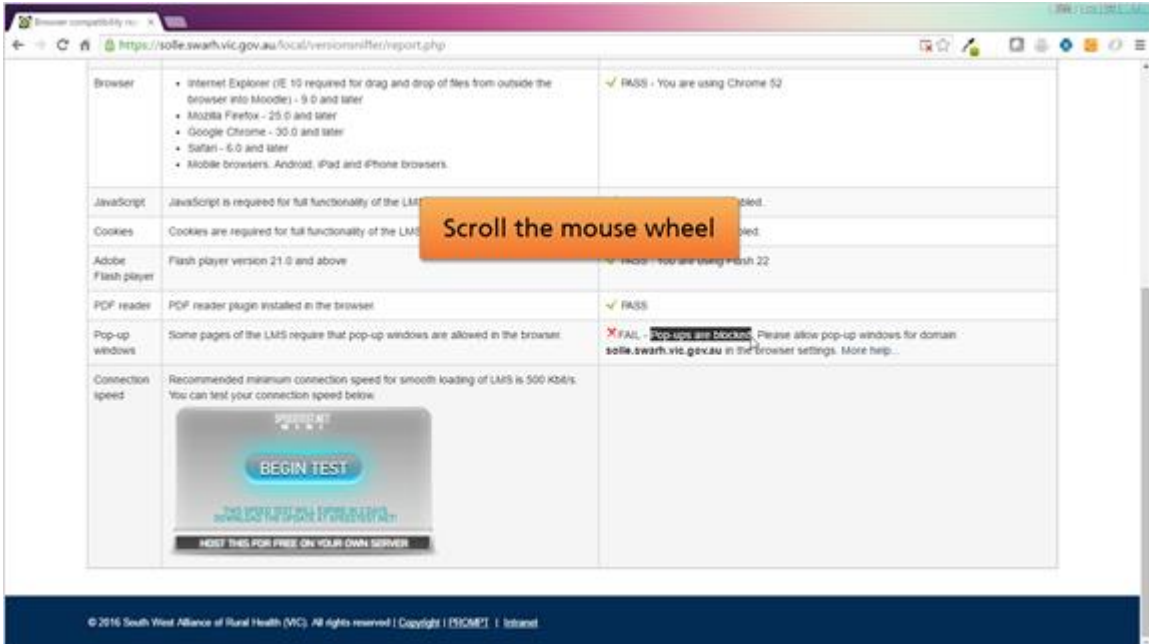


The screenshot shows the Moodle browser compatibility report page. A pop-up notification is visible in the top right corner, stating: "The following pop-ups were blocked on this page: https://sola.swarth.vic.gov.au/sock/versions/ff/compat.html". Below this, there are two options: "Always allow pop-ups from https://sola.swarth.vic.gov.au/" (checked) and "Continue blocking pop-ups" (unchecked). A "Finished" button is located at the bottom right of the pop-up. An orange callout box with the text "Click the 'Finished' label" points to this button.

Browser	<ul style="list-style-type: none"> Internet Explorer (IE 10 required for drag and drop of files from outside the browser into Moodle) - 9.0 and later Mozilla Firefox - 25.0 and later Google Chrome - 35.0 and later Safari - 6.0 and later Mobile browsers: Android, iPad and iPhone browsers. 	<ul style="list-style-type: none"> ✓ PASS - You are using Chrome 52
JavaScript	JavaScript is required for full functionality of the LMS.	<ul style="list-style-type: none"> ✓ PASS - JavaScript is enabled.
Cookies	Cookies are required for full functionality of the LMS.	<ul style="list-style-type: none"> ✓ PASS - Cookies are enabled.
Adobe Flash player	Flash player version 21.0 and above	<ul style="list-style-type: none"> ✓ PASS - You are using Flash 22
PDF reader	PDF reader plugin installed in the browser	<ul style="list-style-type: none"> ✓ PASS
Pop-up windows	Some pages of the LMS require that pop-up windows are allowed in the browser.	<ul style="list-style-type: none"> ✗ FAIL - Pop-ups are blocked. Please allow pop-up windows for domain sola.swarth.vic.gov.au in the browser settings. More help...
Connection speed	Recommended minimum connection speed for smooth loading of LMS is 500 Kbit/s. You can test your connection speed below.	

© 2016 South West Alliance of Rural Health (VIC). All rights reserved | Copyright | ESCM2 | Intranet

8 Scroll the mouse wheel

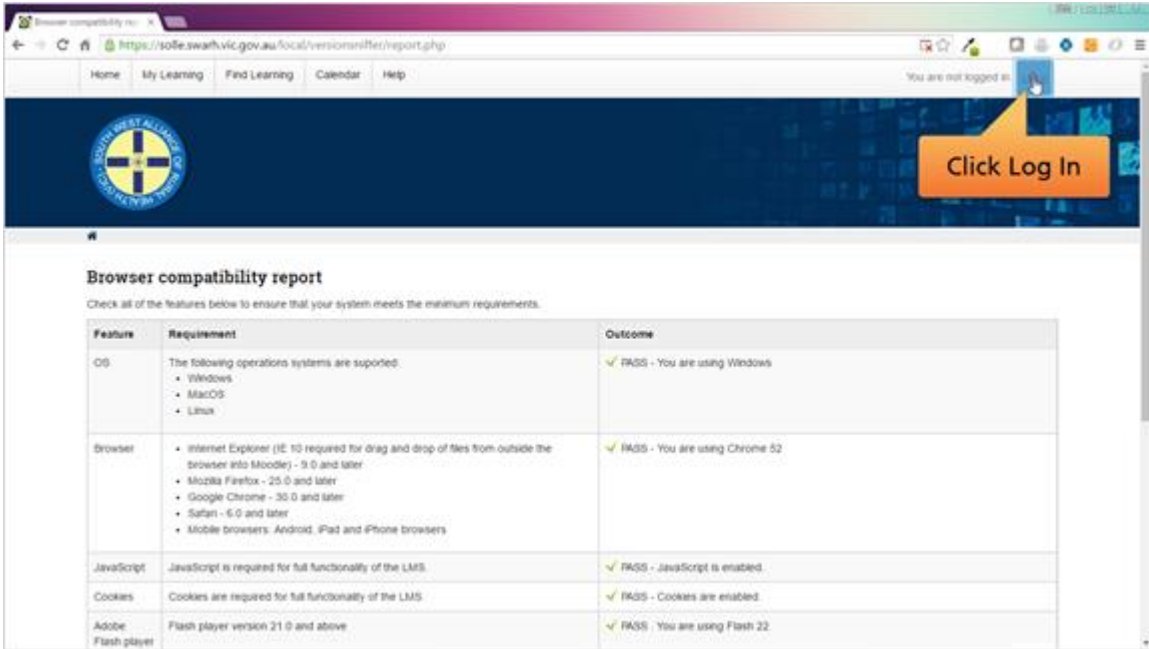


The screenshot shows the Moodle browser compatibility report page. An orange callout box with the text "Scroll the mouse wheel" points to the "Pop-ups are blocked" error message in the Pop-up windows section.

Browser	<ul style="list-style-type: none"> Internet Explorer (IE 10 required for drag and drop of files from outside the browser into Moodle) - 9.0 and later Mozilla Firefox - 25.0 and later Google Chrome - 35.0 and later Safari - 6.0 and later Mobile browsers: Android, iPad and iPhone browsers. 	<ul style="list-style-type: none"> ✓ PASS - You are using Chrome 52
JavaScript	JavaScript is required for full functionality of the LMS.	<ul style="list-style-type: none"> ✓ PASS - JavaScript is enabled.
Cookies	Cookies are required for full functionality of the LMS.	<ul style="list-style-type: none"> ✓ PASS - Cookies are enabled.
Adobe Flash player	Flash player version 21.0 and above	<ul style="list-style-type: none"> ✓ PASS - You are using Flash 22
PDF reader	PDF reader plugin installed in the browser	<ul style="list-style-type: none"> ✓ PASS
Pop-up windows	Some pages of the LMS require that pop-up windows are allowed in the browser.	<ul style="list-style-type: none"> ✗ FAIL - Pop-ups are blocked. Please allow pop-up windows for domain sola.swarth.vic.gov.au in the browser settings. More help...
Connection speed	Recommended minimum connection speed for smooth loading of LMS is 500 Kbit/s. You can test your connection speed below.	

© 2016 South West Alliance of Rural Health (VIC). All rights reserved | Copyright | ESCM2 | Intranet

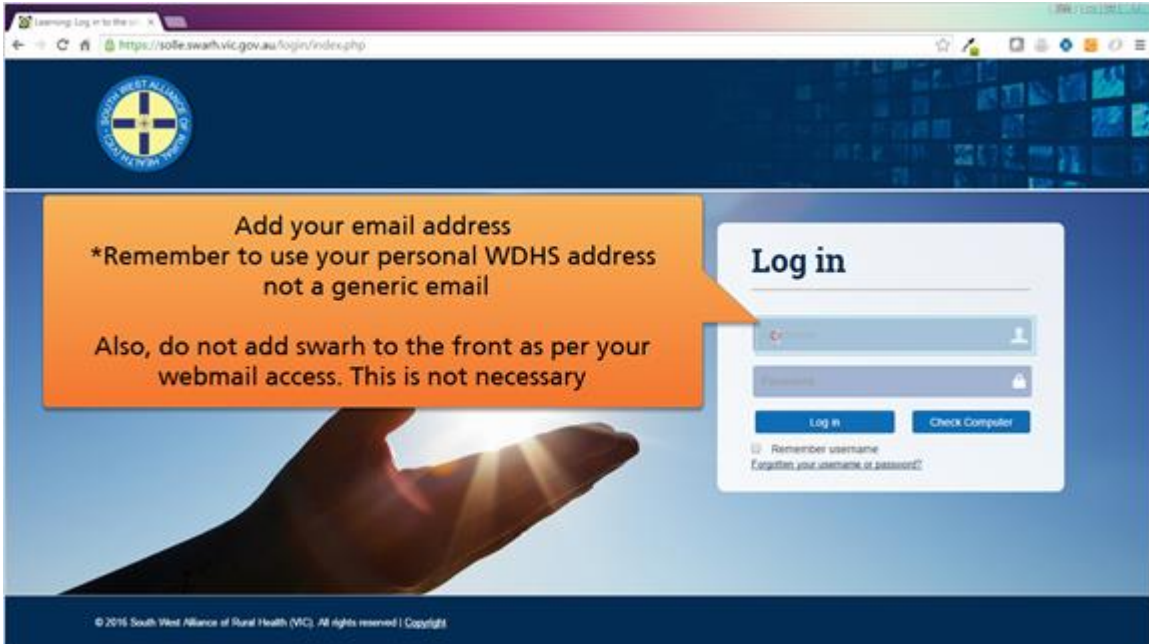
9 Click Log in



The screenshot shows a browser window at the URL <https://10fe.swaah.vic.gov.au/focal/versions/rfe/report.php>. The page title is "Browser compatibility report". A callout box in the top right corner says "Click Log In". Below the title, there is a table with the following content:

Feature	Requirement	Outcome
OS	The following operations systems are supported: <ul style="list-style-type: none"> Windows MacOS Linux 	✓ PASS - You are using Windows
Browser	<ul style="list-style-type: none"> Internet Explorer (IE 10 required for drag and drop of files from outside the browser into Moodle) - 9.0 and later Mozilla Firefox - 25.0 and later Google Chrome - 30.0 and later Safari - 6.0 and later Mobile browsers: Android, iPad and iPhone browsers 	✓ PASS - You are using Chrome 52
JavaScript	JavaScript is required for full functionality of the LMS.	✓ PASS - JavaScript is enabled.
Cookies	Cookies are required for full functionality of the LMS.	✓ PASS - Cookies are enabled.
Adobe Flash player	Flash player version 21.0 and above	✓ PASS - You are using Flash 22

10 Add your personal email address



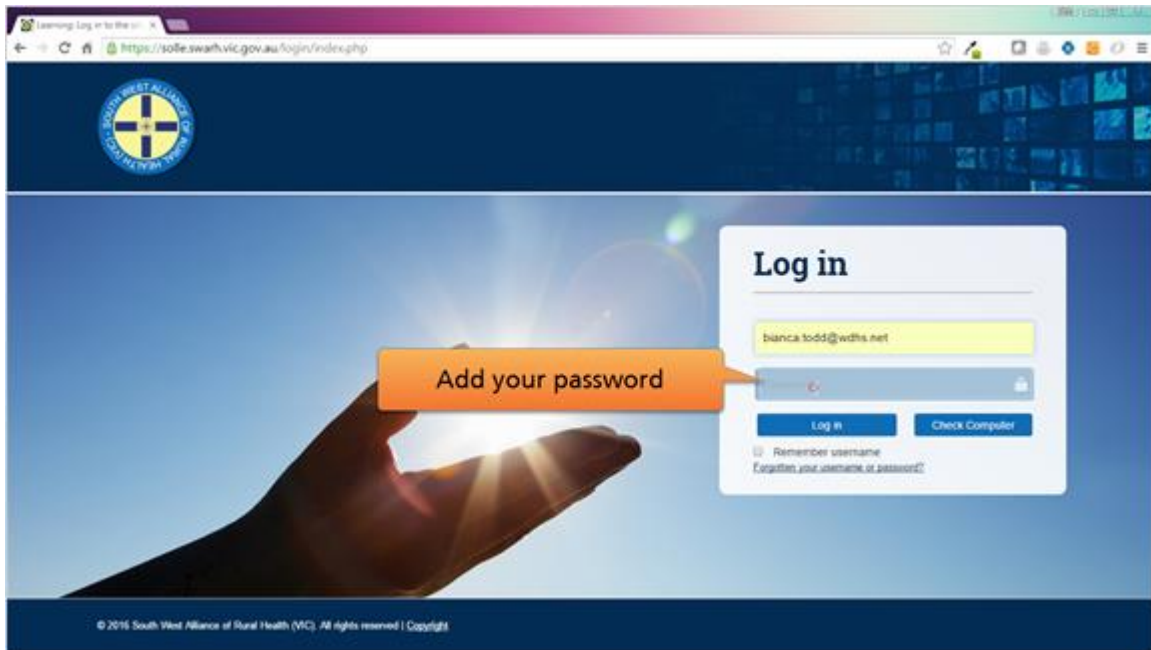
The screenshot shows a login page at the URL <https://10fe.swaah.vic.gov.au/login/index.php>. A callout box contains the following text:

Add your email address
***Remember to use your personal WDHS address not a generic email**

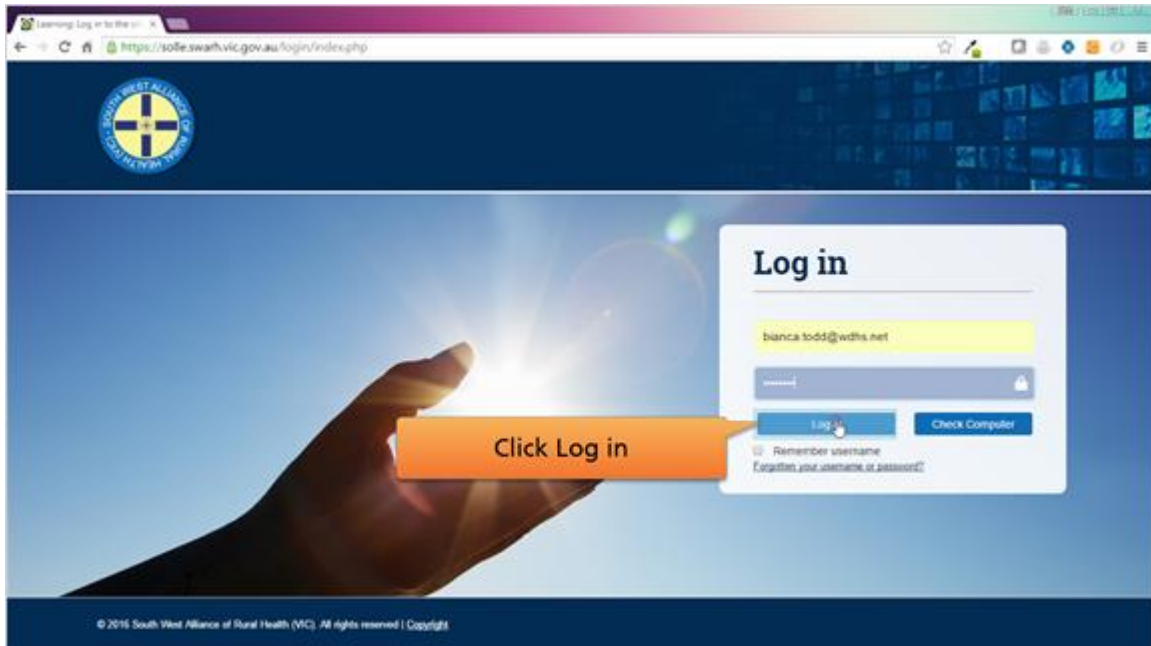
Also, do not add swaah to the front as per your webmail access. This is not necessary

The login form includes fields for "Username" and "Password", a "Log in" button, and a "Check Computer" button. There are also checkboxes for "Remember username" and "Forgot your username or password?".

11 Click to add password



1.12 Click Log In



1.13 Return to Intranet

